

School District No. 54 (BULKLEY VALLEY)

"To empower all learners to live the challenges of a diverse and changing world"

P.O. Box 758
Smithers, B.C.
V0J 2N6
Ph. (250) 877-6820
Fax (250) 877-6835

December 16, 2011

MINISTRY OF EDUCATION
Resource Management Division
PO Box 9151 STN PROV GOVT
Victoria, BC V8W 9H1

Attention: Michael Poplawski, Financial Officer

Dear Mr. Poplawski:


RE: STATEMENT OF FINANCIAL INFORMATION 2010/2011

Please find enclosed an original copy of the Statement of Financial Information (SOFI) for the fiscal year ended June 30, 2011.

Please contact my office if additional information is required.

Thank you for your attention.

Yours truly,



Steven Richards,
Secretary Treasurer

SR/bw

Enclosures

Pc: C. van der Mark – Superintendent of Schools
W. Mayer – Assistant Secretary-Treasurer

**School District
Statement of Financial Information (SOFI)**

School District No. 54 (Bulkley Valley)

Fiscal Year Ended June 30, 2011

TABLE OF CONTENTS

Documents are arranged in the following order:

1. Approval of Statement of Financial Information
2. Financial Information Act Submission Checklist
3. Management Report
4. Audited Financial Statements
5. Schedule of Debt
6. Schedule of Guarantee and Indemnity Agreements
7. Schedule of Remuneration and Expenses including:
 - Statement of Severance Agreements
 - Reconciliation or explanation of differences to Audited Financial Statements
8. Schedule of Payments for the Provision of Goods and Services including:
 - Reconciliation or explanation of differences to Audited Financial Statements



Ministry
of Education

SCHOOL DISTRICT STATEMENT OF FINANCIAL INFORMATION (SOFI)




6049

SCHOOL DISTRICT NUMBER 54	NAME OF SCHOOL DISTRICT Bulkley Valley	YEAR 2010/2011
OFFICE LOCATION(S) 1235 Montreal Street		TELEPHONE NUMBER 250-877-6820
MAILING ADDRESS P.O. Box 758		
CITY Smithers	PROVINCE B.C.	POSTAL CODE V0J 2N0
NAME OF SUPERINTENDENT Chris van der Mark		TELEPHONE NUMBER 250-877-6820
NAME OF SECRETARY TREASURER Steven Richards		TELEPHONE NUMBER 250-877-6820

DECLARATION AND SIGNATURES

We, the undersigned, certify that the attached is a correct and true copy of the Statement of Financial Information for the year ended
June 30, 2011

for School District No. 54 as required under Section 2 of the Financial Information Act.

SIGNATURE OF CHAIRPERSON OF THE BOARD OF EDUCATION 	DATE SIGNED DEC 16/11
SIGNATURE OF SUPERINTENDENT 	DATE SIGNED DEC 16/11
SIGNATURE OF SECRETARY TREASURER 	DATE SIGNED DEC 16/11

Statement of Financial Information for Year Ended June 30, 2011

Financial Information Act-Submission Checklist

	<i>Due Date</i>
a) <input checked="" type="checkbox"/> A statement of assets and liabilities (audited financial statements).	<i>September 30</i>
b) <input checked="" type="checkbox"/> An operational statement including, i) a Statement of Income and ii) a Statement of Changes in Financial Position, or, if omitted, an explanation in the Notes to Financial Statements (audited financial statements)	<i>September 30</i>
c) <input checked="" type="checkbox"/> A schedule of debts (audited financial statements).	<i>September 30</i>
d) <input checked="" type="checkbox"/> A schedule of guarantee and indemnity agreements including the names of the entities involved and the amount of money involved. (Note: Nil schedules can be submitted December 31).	<i>September 30</i>
e) A schedule of remuneration and expenses, including:	<i>December 31</i>
<input checked="" type="checkbox"/> i) an alphabetical list of employees earning over \$75,000, the total amount of expenses paid to or on behalf of each employee for the year reported and a consolidated total for employees earning under \$75,000. If the total wages and expenses differs from the audited financial statements, an explanation is required.	
<input checked="" type="checkbox"/> ii) a list by name and position of Board Members with the amount of any salary and expenses paid to or on behalf of the member	
<input checked="" type="checkbox"/> iii) the number of severance agreements started during the fiscal year and the range of months' pay covered by the agreement, in respect of excluded employees. If there are no agreements to report, an explanation is required	
f) <input checked="" type="checkbox"/> An alphabetical list of suppliers receiving over \$25,000 and a consolidated total for those suppliers receiving less than \$25,000. If the total differs from the Audited Financial Statements, an explanation is required.	<i>December 31</i>
g) <input checked="" type="checkbox"/> Approval of Statement of Financial Information.	<i>December 31</i>
h) <input checked="" type="checkbox"/> A management report approved by the Chief Financial Officer	<i>December 31</i>

School District 54 Bulkley Valley

**School District
Statement of Financial Information (SOFI)**

School District No. 54 (Bulkley Valley)

Fiscal Year Ended June 30, 2011

MANAGEMENT REPORT

The Financial Statements contained in this Statement of Financial Information under the *Financial Information Act* have been prepared by management in accordance with Canadian generally accepted accounting principles and the integrity and objectivity of these statements are management's responsibility.

Management is also responsible for all other schedules of financial information and for ensuring this information is consistent, where appropriate, with the information contained in the financial statements and for implementing and maintaining a system of internal controls to provide reasonable assurance that reliable financial information is produced.


The Board of Education is responsible for ensuring that management fulfils its responsibilities for financial reporting and internal control and for approving the financial information included in the Statement of Financial Information.

The external auditors, Carlyle Shepherd & Co., conduct an independent examination, in accordance with generally accepted auditing standards, and express their opinion on the financial statements as required by the *School Act*. Their examination does not relate to the other schedules of financial information required by the *Financial Information Act*. Their examination includes a review and evaluation of the board's system of internal control and appropriate tests and procedures to provide reasonable assurance that the financial statements are presented fairly.

On behalf of School District



Chris van der Mark, Superintendent
Date: December 16, 2011


Steven Richards, Secretary Treasurer
Date: December 16, 2011

Prepared as required by *Financial Information Regulation*, Schedule 1, section 9

**School District
Statement of Financial Information (SOFI)**

School District No. 54 (Bulkley Valley)

Fiscal Year Ended June 30, 2011

SCHEDULE OF DEBT

Information on all long term debt is included in the School District Audited Financial Statements.

Prepared as required by *Financial Information Regulation*, Schedule 1, section 4

**School District
Statement of Financial Information (SOFI)**

School District No. 54 (Bulkley Valley)

Fiscal Year Ended June 30, 2011

SCHEDULE OF GUARANTEE AND INDEMNITY AGREEMENTS

School District No.54 (Bulkley Valley) has not given any guarantee or indemnity under the Guarantees and Indemnities Regulation.

Prepared as required by *Financial Information Regulation*, Schedule 1, section 5

YEAR ENDED JUNE 30, 2011

NAME	POSITION	REMUNERATION	EXPENSE

ELECTED OFFICIALS :			
Farrell, Frank		9,189.00	3,159.45
Hawrelak, Shelley		9,699.54	1,449.67
Kearns, Leslie		12,252.00	10,641.09
Martinsen, Kimberly		9,189.00	1,241.00
McIntosh, Judy L		9,189.00	4,124.23
Michell, Priscilla A		9,699.54	2,968.29
Yaremko, Sheryl		9,189.00	3,998.39
		-----	-----
TOTAL ELECTED OFFICIALS		68,407.08	27,582.12
DETAILED EMPLOYEES > 75,000.00 :			
Anderson, Dwayne		81,036.63	2,470.10
Andrews, Joseph W.		80,324.63	
Audet, Richard		81,044.02	9.03
Batley, Paul		80,892.63	
Beck, Ted		81,036.63	
Berry, Donald R.		87,803.71	
Bichlmaier, Manfred		81,036.63	120.00
Bird, Kevin		110,036.33	2,638.41
Brise, Mary		85,291.81	190.34
Brise, Richard		85,446.07	1,869.86
Cameron, Jim		112,022.85	1,766.93
Campbell, Sharon L.		80,892.63	
Candela, Alison E.		80,892.63	
Cosman, Mary-Jean		80,898.34	
Davey, Nicole		81,095.95	214.64
Doogan-Smith, Michael		81,036.63	76.96
Dow, Beverly		79,533.91	768.01
Doyle, Betty-Lou		79,612.63	
Durocher, Terri M.		81,036.63	
Easterday, Leesa		104,365.35	5,576.31
Edwards, Marie		85,148.24	2,908.12
Embacher, Monica		81,036.63	
Fehr, Mark		96,674.69	3,038.57
Forbes, Gary		86,158.07	
Forbes, Jennifer		79,612.63	
Forster, Beverly		104,911.16	2,598.75
Friesen, Richard		80,904.51	
Galvin, Joseph		85,446.07	
Goble, Jo-Anne E		87,526.14	
Gordon, Clare		81,036.63	120.00
Grice, Jaksun		93,764.88	2,364.74
Harle, Lois		80,383.95	
Hennig, Martin		86,170.70	
Hildebrandt, Edward A		92,667.74	1,724.26
Hofweber, Cheryl		91,391.46	152.52

School District 54
 SCHEDULE OF REMUNERATION AND EXPENSE
 YEAR ENDED JUNE 30, 2011

NAME	POSITION	REMUNERATION	EXPENSE
Holland, Derek		81,036.63	
Hooper, Cynthia		77,647.20	
Howard, Irene		82,589.31	120.00
Hubert, Richard W		86,158.07	2,208.00
Hughson, Fred		110,084.46	
Iacobucci, Michelle		81,669.76	
Irvine, Brian		78,821.92	
Jackson, Scott		101,807.20	689.81
Kantakis, Kathryn		82,173.44	18.72
Kinkela, Susan		87,955.91	
Kluss, Warren		100,764.73	
Krall, Julie		86,952.39	2,674.59
Law, Deborah		79,612.63	
Law, John		103,058.83	
Little, Mark		82,392.63	
Lockwood, Stephen		94,549.25	1,689.12
Lukasek, Christopher		77,067.12	
Lytle, Bradley		81,036.63	
Malcomson, Ian		89,311.91	
Marger, David		96,674.69	2,428.89
Markert, Birdy		86,083.96	6,160.45
Marks, Kimberley A.		81,036.63	
Mayer, Wendy		76,545.80	3,811.02
McCabe, Donald		79,612.63	
McKenzie, Tracy-Lynn		81,036.63	
McMillan, Moira		76,776.99	
Monkman, Matthew		104,511.17	3,991.23
Monkman, Teresa		86,531.91	982.67
Moroz, Jennifer		79,612.63	
Munro, Beverley		80,918.55	1,500.00
Neilsen, Shirley		80,892.63	
Pottinger, Cindy		79,976.28	
Reed, Mark		80,892.63	
Richards, Steven		118,621.16	4,747.62
Richey, Michael		82,536.63	
Rourke, Jocelyn		86,170.70	
Rutley, Lynn		81,035.02	744.64
Shanmugaveloo, Nancy		78,980.05	
Smith, Esther Jane		87,811.91	1,082.34
Steinke, Lynnel		80,256.54	
Stuart, Jim		81,048.81	
Stuart, Maureen		79,612.63	
Tarasoff, Nikki		81,247.18	
Tendall, Brett		87,955.91	
Tessier, Natasha		89,927.45	
Thornton, Lorna		85,446.07	12.30
Trowbridge, Barbara		80,324.63	
Turney, Barbara		81,039.50	
White, Shirley		81,054.13	8.89

School District 54
SCHEDULE OF REMUNERATION AND EXPENSE
YEAR ENDED JUNE 30, 2011

NAME	POSITION	REMUNERATION	EXPENSE
Wilfur, Roxanne		81,653.87	
Willing, Kristina		95,093.25	1,941.32
Yeker, Michael		81,036.63	39.20
Young, Beverly		93,105.24	7,046.19
Zack, Deborah		85,446.07	
van der Mark, Catherine		99,214.96	1,516.23
van der Mark, Christopher		124,254.10	9,747.08
TOTAL DETAILED EMPLOYEES > 75,000.00		7,886,835.73	81,767.86
TOTAL EMPLOYEES <= 75,000.00		10,206,304.89	56,786.81
TOTAL		18,161,547.70	166,136.79
TOTAL EMPLOYER PREMIUM FOR CPP/EI			888,817.66

**School District
Statement of Financial Information (SOFI)**

School District No. 54 (Bulkley Valley)

Fiscal Year Ended June 30, 2011

STATEMENT OF SEVERANCE AGREEMENTS

There were no severance agreements made between School District No.54 (Bulkley Valley) and its non-unionized employees during fiscal year 2010/2011.

Prepared as required by *Financial Information Regulation*, Schedule 1, subsection 6(7)

School District #54 – Bulkley Valley
Fiscal Year Ended June 30, 2011

Consolidated total of payments made for the provision of goods and services	\$ 26,446,031
Operating Fund Expenditures (From Statement 2 - Audited Financial Statements)	
Total Employee Benefits and Allowances	\$ 21,497,610
Total Services and Supplies	<u>\$ 2,436,161</u>
	\$ 23,933,771
Trust Fund Expenditures (From Schedule B 1 - Audited Financial Statements)	
Total Service and Supplies	\$ 1,103,857
Capital Fund Expenditures (From Schedule C1- Audited Financial Statements)	
Total Additions to Fixed Assets	<u>\$ 1,199,635</u>
Consolidated total of goods and services reported on the Financial Statements	<u>\$ 26,237,263</u>

The difference between the consolidated total of payments made for the provision of goods and services and the amounts reported on the Financial Statements are due to:

Adjustments to account for the difference between payments made on a cash basis, and the audited financial statements reporting expenditures on an accrual basis of accounting. This would include adjustments for opening and closing balances of inventories, prepaid expenses, and accrued liabilities.

List of payments to suppliers include 100% GST while the expenditures in the financial statements are net of the applicable GST rebate.

Payments to suppliers would include employee payroll deductions made on behalf of employees but are not reported as goods or services.

Payments to some suppliers are reported directly to the Balance Sheet and therefore are not reported as expenditures.

Payments to third parties, on behalf of PACs, are included in the suppliers list, but are excluded from the Financial Statements.

VENDOR NAME	EXPENSE

DETAILED VENDORS > 25,000.00 :	
AQUA NORTH PLUMBING LTD.	410,458.60
AUDIO VISUAL SYSTEMS INTEGRATION IN	55,622.89
B.C. HYDRO	150,553.28
BVTU PRO-D	31,920.55
CHEVRON CANADA LIMITED	161,123.81
COUNTRY-WIDE PRINTING & STATIONERY	32,944.30
DELL CANADA INC.	33,661.69
FIA EXEMPT VENDOR	30,776.28
GLACIER ELECTRIC (2006) LTD	149,434.19
GROUPHEALTH GLOBAL-TRUST	208,493.26
HIS ELECTRIC	36,359.18
I.C.B.C.	56,752.00
IREDALE GROUP ARCHITECTURE	28,655.13
KIRKMAN BUS SALES	218,954.88
MAINLINE ROOFING CO. LTD.	131,361.44
MINISTER OF FINANCE	234,207.50
MUNICIPAL PENSION PLAN	367,196.12
NORTHWEST COMMUNITY COLLEGE	26,844.62
PACIFIC BLUE CROSS	306,055.03
PACIFIC CARBON TRUST	25,694.20
PACIFIC NORTHERN GAS LTD.	365,564.77
PUBLIC ED. BENEFITS TRUST IN TRUST	348,886.29
RICOH CANADA INC.	36,176.72
ROCKY POINT ENGINEERING LTD.	33,276.85
SDS SOFTWARE INC.	35,681.80
SIMPSON CONTROLS LTD.	138,630.41
SMITHERS LUMBER YARD LTD.	45,785.03
SMITHERS SECONDARY SCHOOL	56,817.47
SPEEDEE	61,645.09
SULLIVAN MOTOR PRODUCTS LTD.	25,912.89
SUN LIFE OF CANADA	47,884.38
TEACHERS' PENSION PLAN	1,699,336.61
TELUS	55,070.30
TOWN OF SMITHERS	31,011.99
VANDERHOOF & DISTRICTS CO-OPERATIVE	39,007.64
WORK SAFE BC	109,491.68

TOTAL DETAILED VENDORS > 25,000.00	5,827,248.87
TOTAL VENDORS <= 25,000.00	1,402,280.29
=====	
TOTAL PAYMENTS FOR THE GOODS AND SERVICES	7,229,529.16